

ADMINISTRATIVE CAPACITY INDEX

Regions 2023

Liguria



SYNTHETIC INDEX OF PUBLIC ADMINISTRATIVE CAPACITY

PP+ - Good

Rating

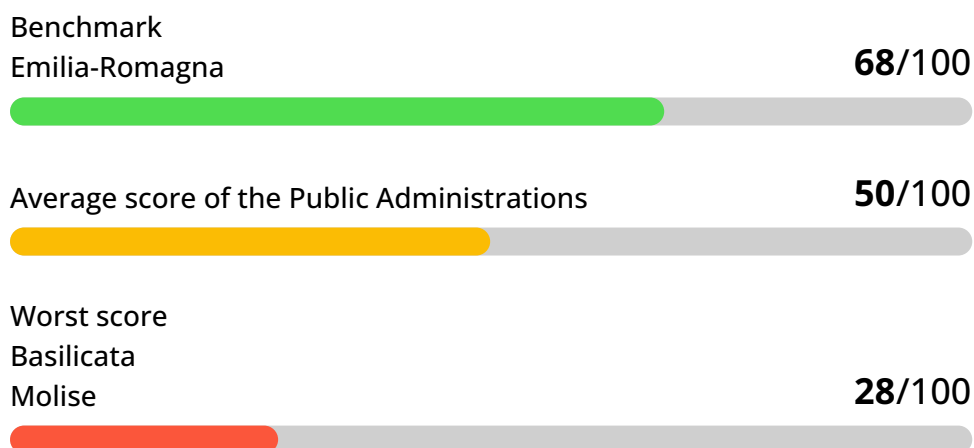
60

out of 100

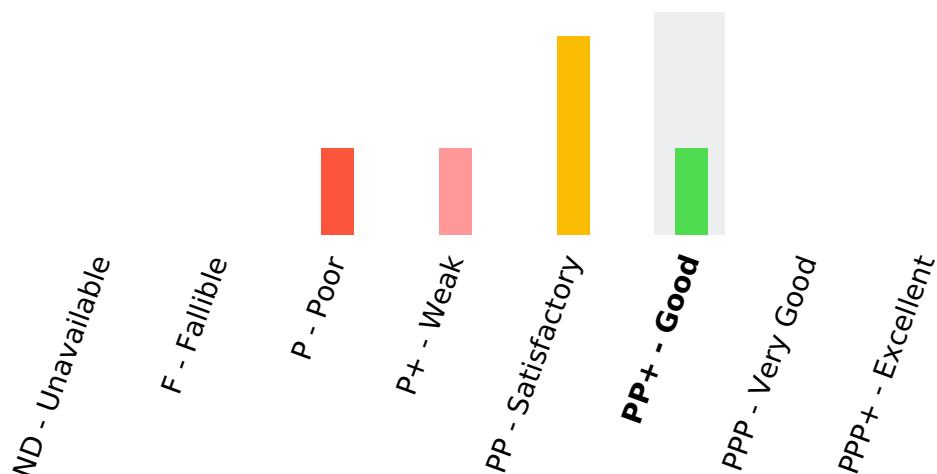
Chronological trend

Not available

Benchmark score

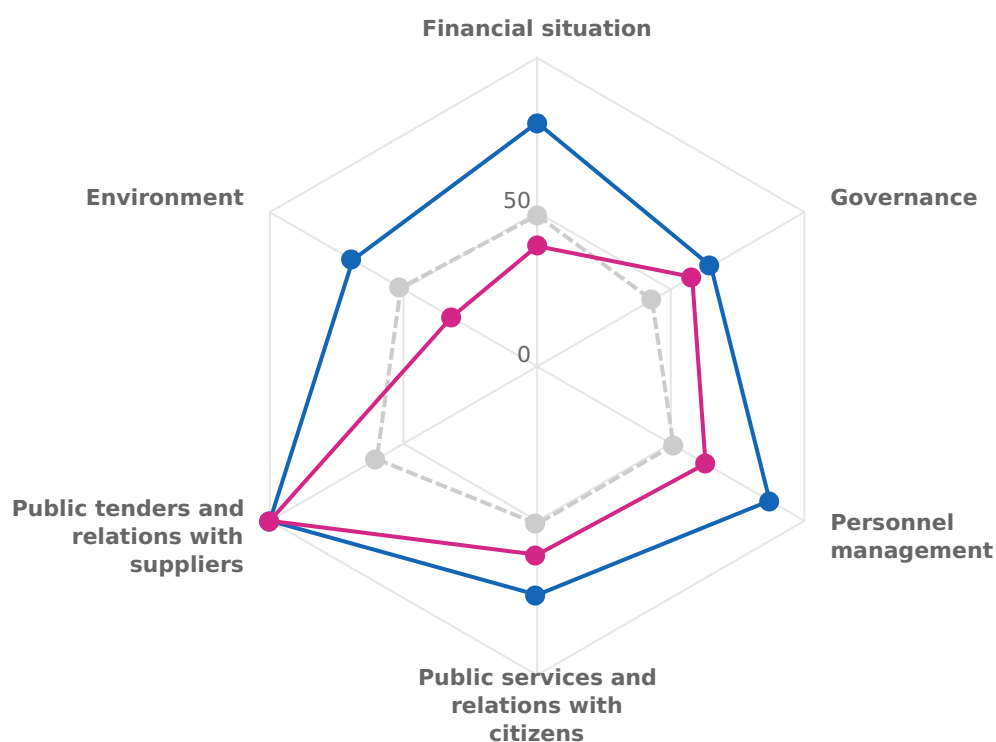


Distribution of Public Administrations with respect to the rating class



Administrative capacity: summary of the 6 macro-indicators

- Score of the Public Administration
- Benchmark Public Administration for each macro-area
- Average score of Public Administrations assessed



1 Financial situation

P - Poor

Rating

39

out of 100

Chronological trend

Not available

Benchmark score

Benchmark
Emilia-Romagna **79/100**



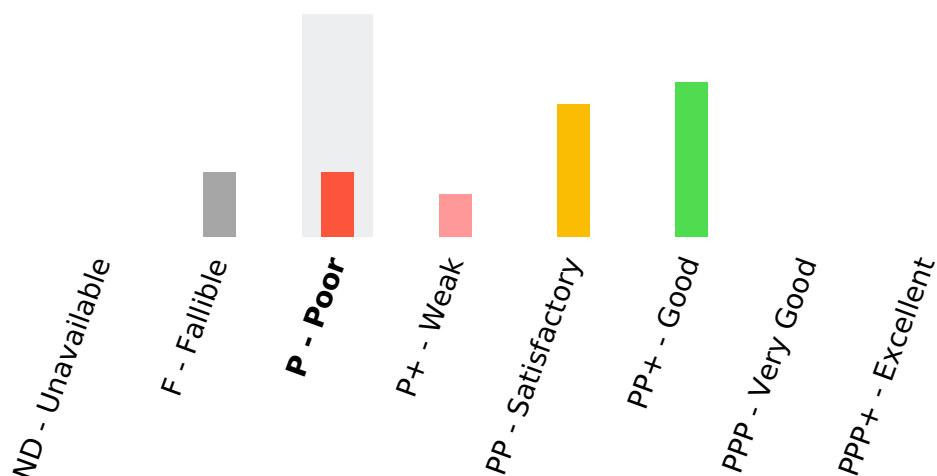
Average score of the Public Administrations **49/100**



Worst score
Molise
Sicilia **6/100**



Distribution of Public Administrations with respect to the rating class



Strengths














Weaknesses

- Off-budget debts recognized and financed

- Financial autonomy
- Coverage of current expenditure and loan repayments through current revenues
- New liabilities generated in the current period on the current accumulated liabilities
- Capital account expenditure financed by loans and bonds
- Deficit/surplus on health expenditure per capita

INDICATORS OF THE MACRO-INDICATOR FINANCIAL SITUATION

Indicator name	Unit of measure	Value	Scoring criteria	Score	Evaluation of the indicator
Financial autonomy	%	83.7537	High score for high values	1	 Low
Financial pressure per capita	€ p.c.	2,653.7518	High score for low values	4	 Medium
Collection capacity	%	79.2851	High score for high values	5	 Medium
Spending capacity	%	81.7347	High score for high values	5	 Medium
Spending rigidity	%	7.0288	High score for low values	4	 Medium
Per capita debt from financing	€ p.c.	441.4135	High score for low values	4	 Medium
Off-budget debts recognized and financed	%	0.0	High score for low values	8	 High

Indicator name	Unit of measure	Value	Scoring criteria	Score	Evaluation of the indicator
Coverage of current expenditure and loan repayments through current revenues	%	101.2605	High score for high values	1	 Low
New liabilities generated in the current period on the current accumulated liabilities	%	87.4273	High score for low values	1	 Low
Capital account expenditure financed by loans and bonds	%	35.199	High score for low values	1	 Low
Deficit/surplus on health expenditure per capita	€ p.c.	-43.3206	High score for high values	1	 Low
EU funds management - effected payments	%	69.0	High score for high values	4	 Medium

2 Governance

PP - Satisfactory

Rating

58

out of 100

Chronological trend

Not available

Benchmark score

Benchmark
Emilia-Romagna **65/100**



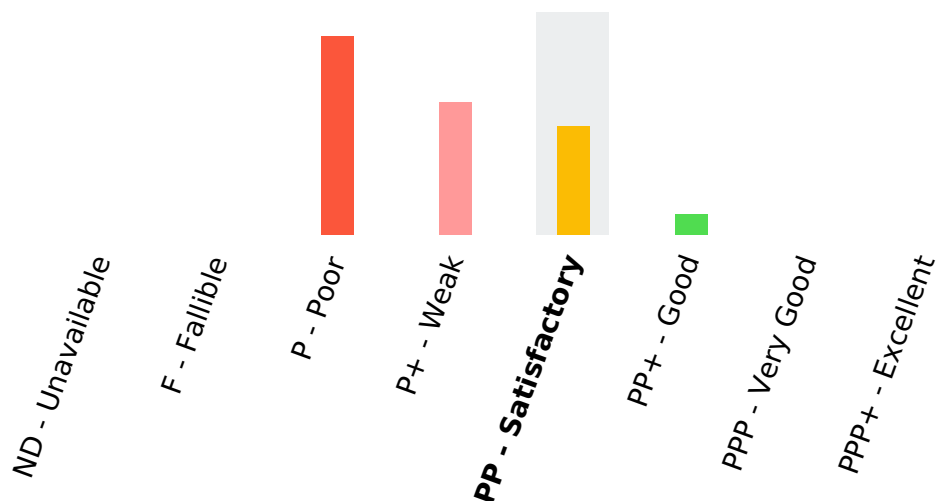
Average score of the Public Administrations **43/100**



Worst score
Molise **21/100**



Distribution of Public Administrations with respect to the rating class



Strengths














Weaknesses

- Performance
- Subsidiary companies
- Service outsourcing
- Efficiency indicator - reporting
- Efficiency indicator - timing supervision
- Average completion time for public works

- E- Government
- Public real estate properties - report
- Compliance with public works supervision

INDICATORS OF THE MACRO-INDICATOR GOVERNANCE

Indicator name	Unit of measure	Value	Scoring criteria	Score	Evaluation of the indicator
E- Government	absolute value	110.0	High score for high values	1	 Low
Degree of digitalization	absolute value	0.87	High score for high values	4	 Medium
Performance	absolute value	111.0	High score for high values	8	 High
Working from home (WFH)	absolute value	n.d.	High score for high values	0	N.A.
Public real estate properties - report	absolute value	0.0	High score for high values	1	 Low
Public Real Estate properties - management	€ p.c.	- 0.1796	High score for high values	4	 Medium
Subsidiary companies	absolute value	130.0	High score for high values	8	 High
Anti-corruption measures undertaken	absolute value	8.8	High score for high values	5	 Medium
Service outsourcing	%	2.45	High score for low values	10	 High
Efficiency indicator - reporting	absolute value	11.0	High score for high values	6	 High
Efficiency indicator - timing supervision	absolute value	11.0	High score for high values	6	 High
Average completion time for public works	mean value	0.9243	High score for low values	4	 High

Indicator name	Unit of measure	Value	Scoring criteria	Score	Evaluation of the indicator
Compliance with public works supervision	%	15.0	High score for high values	1	 Low

3 Personnel management

PP+ - Good

Rating

63

out of 100

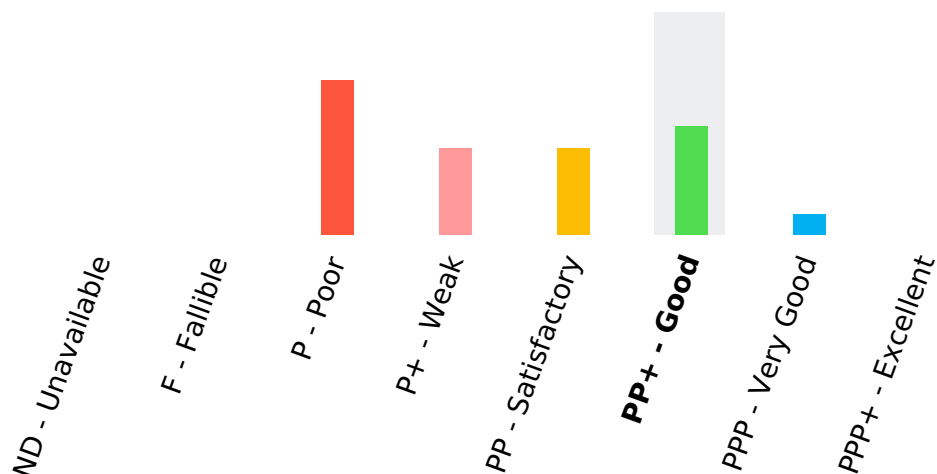
Chronological trend

Not available

Benchmark score



Distribution of Public Administrations with respect to the rating class



Strengths



Weaknesses

- Average age
- Personnel with a degree on total personnel
- Average days of absence (except holidays and training)
- Women managers on total managers

- Average of training days

INDICATORS OF THE MACRO-INDICATOR PERSONNEL MANAGEMENT

Indicator name	Unit of measure	Value	Scoring criteria	Score	Evaluation of the indicator
Per capita personnel expenditure	€ p.c.	53.1261	High score for low values	5	■ ■ Medium
Personnel with a permanent contract per 1,000 inhabitants	val./1.000 ab.	1.162	High score for low values	5	■ ■ Medium
Personnel with fixed-term contract on total personnel	%	1.6748	High score for low values	5	■ ■ Medium
Average age	years	51.9107	High score for low values	10	■ ■ ■ High
Personnel with a degree on total personnel	%	54.3528	High score for high values	8	■ ■ ■ High
Average days of absence (except holidays and training)	days per person	13.5544	High score for low values	8	■ ■ ■ High
Average of training days	days	0.0713	High score for high values	1	■ Low
Total managers on total personnel	%	4.3528	High score for low values	5	■ ■ Medium
Women managers on total managers	%	50.0	High score for high values	8	■ ■ ■ High
Provided bonus out of allocated ones to managers	%	100.0	High score for low values	4	■ ■ Medium
Degree of differentiation of bonus paid to managers	variance	99.8185	High score for high values	4	■ ■ Medium

4 Public services and relations with citizens

PP+ - Good

Rating

61

out of 100

Chronological trend

Not available

Benchmark score

Benchmark

Toscana

74/100



Average score of the Public Administrations

51/100



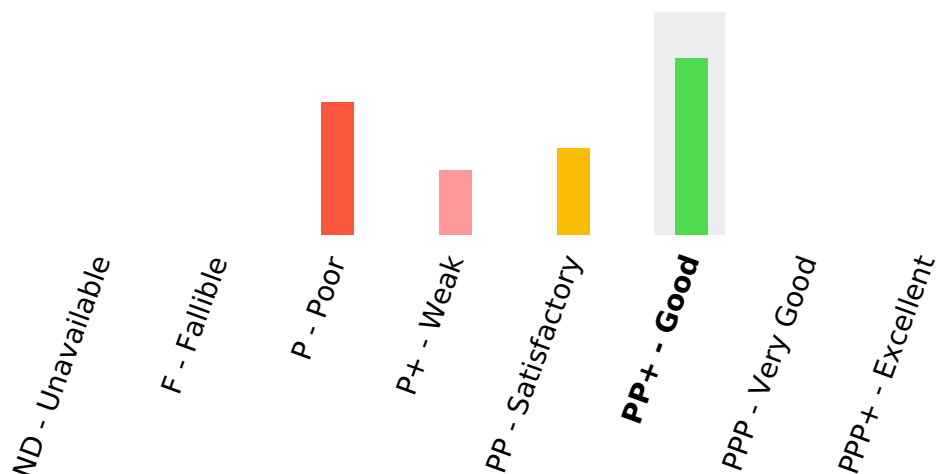
Worst score

Puglia

28/100



Distribution of Public Administrations with respect to the rating class



Strengths



Weaknesses

- Landline high-speed internet access covering
- Beds in residential healthcare facilities per 10k inhabitants
- Per capita territorial pharmaceutical expenditure
- Essential levels of care - territorial area

- Hospital migration

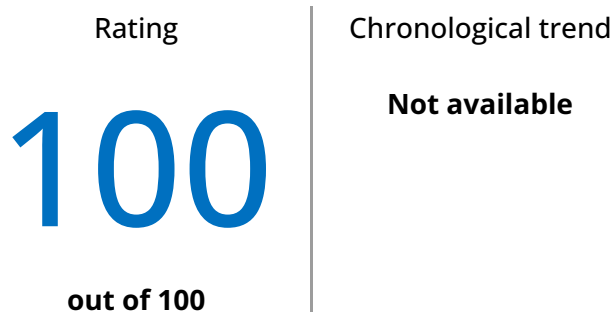
INDICATORS OF THE MACRO-INDICATOR PUBLIC SERVICES AND RELATIONS WITH CITIZENS

Indicator name	Unit of measure	Value	Scoring criteria	Score	Evaluation of the indicator
Landline high-speed internet access covering	%	47.6	High score for high values	8	High
Per capita current expenditure on transport and right to mobility	€ p.c.	171.2496	High score for high values	4	Medium
Per capita expenditure on economic development and competitiveness	€ p.c.	10.9926	High score for high values	4	Medium
Per capita expenditure on labour policies and vocational education	€ p.c.	76.5599	High score for high values	4	Medium
Hospital migration	%	13.7	High score for low values	1	Low
Beds in residential healthcare facilities per 10k inhabitants	val./10.000 ab.	112.6	High score for high values	6	High
Integrated Home Care services	%	2.9	High score for high values	4	Medium
Accredited private healthcare facilities per 10k inhabitants	val./10.000 ab.	2.6371	High score for low values	4	Medium
Per capita territorial pharmaceutical expenditure	€ p.c.	9.4	High score for low values	6	High

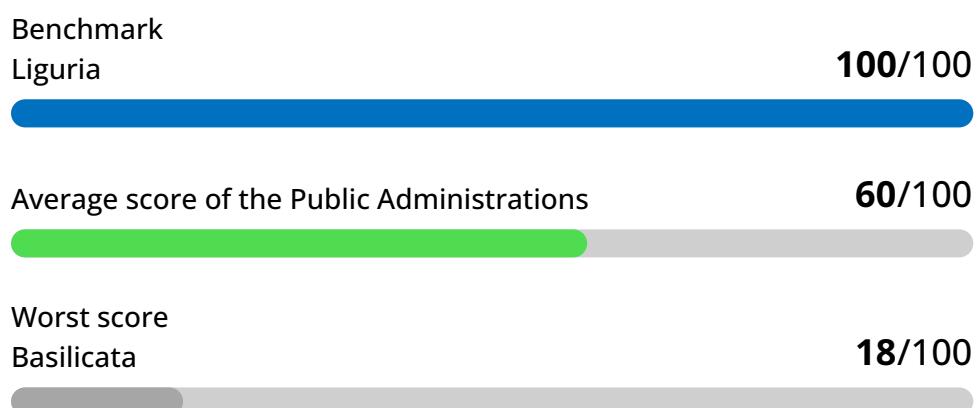
Indicator name	Unit of measure	Value	Scoring criteria	Score	Evaluation of the indicator
Essential levels of care - prevention area	absolute value	73.0482	High score for high values	4	■ ■ Medium
Essential levels of care - territorial area	absolute value	85.9244	High score for high values	8	■ ■ ■ High
Essential levels of care - hospital area	absolute value	73.6011	High score for high values	4	■ ■ Medium
Services guaranteed in time (priority class B)	absolute value	91.6933	High score for high values	4	■ ■ Medium

5 Public tenders and relations with suppliers

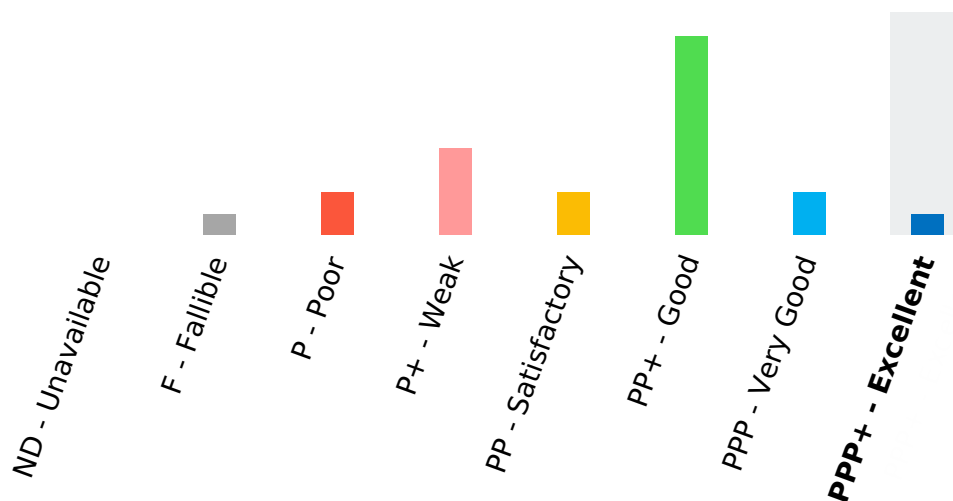
PPP+ - Excellent



Benchmark score



Distribution of Public Administrations with respect to the rating class



Strengths



Weaknesses

- Direct procurements on global public tenders - number
- Direct procurements on global public tenders - amount
- Timeliness of payments indicator
- Per capita total amount of debts with suppliers
- Number of corporate creditor per 10k inhabitants
- Settlement of commercial debts incurred during the fiscal year
- Settlement of commercial debts incurred during previous years

INDICATORS OF THE MACRO-INDICATOR PUBLIC TENDERS AND RELATIONS WITH SUPPLIERS

Indicator name	Unit of measure	Value	Scoring criteria	Score	Evaluation of the indicator
Direct procurements on global public tenders - number	%	51.61	High score for low values	8	High
Direct procurements on global public tenders - amount	%	1.2435	High score for low values	8	High
Timeliness of payments indicator	days	-28.32	High score for low values	20	High
Per capita total amount of debts with suppliers	€ p.c.	0.1176	High score for low values	16	High
Number of corporate creditor per 10k inhabitants	val./10.000 ab.	0.1131	High score for low values	16	High
Settlement of commercial debts incurred during the fiscal year	%	82.91	High score for high values	16	High
Settlement of commercial debts incurred during previous years	%	66.33	High score for high values	16	High

6 Environment

P - Poor

Rating

32

out of 100

Chronological trend

Not available

Benchmark score

Benchmark
Valle d'Aosta 69/100



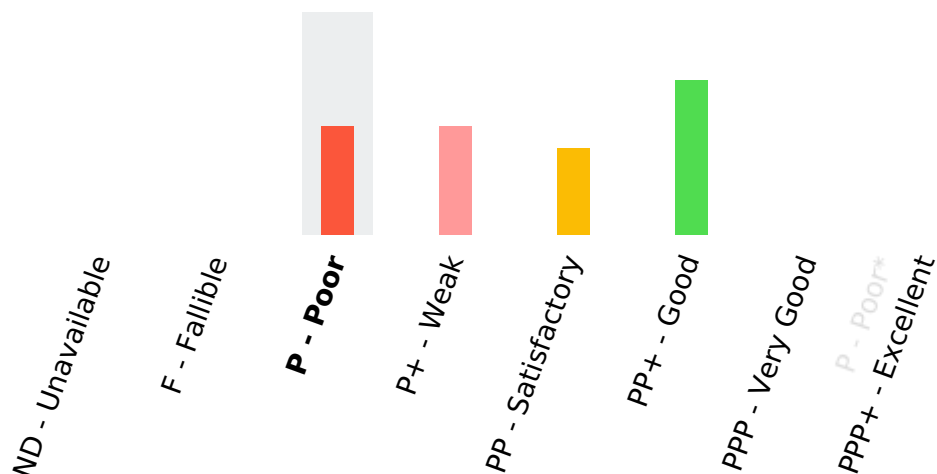
Average score of the Public Administrations 51/100



Worst score
Liguria 32/100



Distribution of Public Administrations with respect to the rating class



Strengths





Weaknesses

- Urban waste disposal at landfill
- Electricity consumption covered by renewable sources
- Population exposed to landslide risk
- Population exposed to flood risk

INDICATORS OF THE MACRO-INDICATOR ENVIRONMENT

Indicator name	Unit of measure	Value	Scoring criteria	Score	Evaluation of the indicator
Air quality - PM 2.5	%	56.7	High score for low values	6	■ ■ Medium
Land consumption	%	7.25	High score for low values	6	■ ■ Medium
Contaminated sites	‰ inhabitants	5.1	High score for low values	5	■ ■ Medium
Urban waste disposal at landfill	%	39.6	High score for low values	1	■ Low
Soil waterproofing due to artificial covering	%	7.8	High score for low values	5	■ ■ Medium
Electricity consumption covered by renewable sources	%	7.3	High score for high values	1	■ Low
Population exposed to landslide risk	%	5.9	High score for low values	1	■ Low

Indicator name	Unit of measure	Value	Scoring criteria	Score	Evaluation of the indicator
Population exposed to flood risk	%	17.4	High score for low values	1	 Low
Per capita expenditure on sustainable development and environmental protection	€ p.c.	12.3859	High score for high values	6	 Medium